

Sonicator[®] Plus 994

Specifications

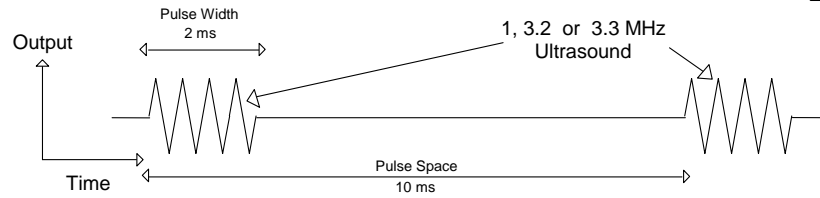
General Specifications:

Input:	90–240 VAC, 50–60 Hz, 2.3 Amp. Nom.
Certification: <i>Domestic model</i>	The Sonicator Plus 994 complies with the ultrasound performance standards set forth in the Code of Federal Regulations, Title 21 (Food and Drugs), Part 1050.10 and IEC 601-2-5, 1 st Ed., 1984
ETL and C-ETL Listed: <i>Domestic model</i>	Model ME 994 (9801427)
Classification: <i>CE model</i>	Protective Class I Equipment Type BF Equipment Enclosed equipment without protection against ingress of water. Equipment not suitable for use in the presence of a flammable anesthetic mixture with air or with nitrogen oxide
Year 2000 Compliant	Yes
Weight:	10.7 pounds 4,9 kg
Dimensions:	5 in (H) x 14.5 in (W) x 10 in (D) 12.7 cm (H) x 36.8 cm (W) x 25.4 cm (D)
Operating Temperature:	+50°F to +104°F +10°C to +40°C
Humidity:	Operating, 30% to 75% Relative Humidity at 104°F (40°C) Nonoperating, 5 to 95% Relative Humidity, non-condensing
Storage Temperature:	-40°F to 167°F -40°C to 75°C
Storage Humidity:	Storage, 30% to 90% Relative Humidity at 40° C, Non-condensing
Storage Pressure:	700-900 mB
Environmental Disposal:	The device contains lead in the form of solder used to produce electrical contact between components. To avoid adverse environmental impact, utilize a disposal facility that performs complete incineration of the device at a temperature in excess of 1000°C. The shipping materials are fabricated of cardboard and may be disposed of with other paper products.

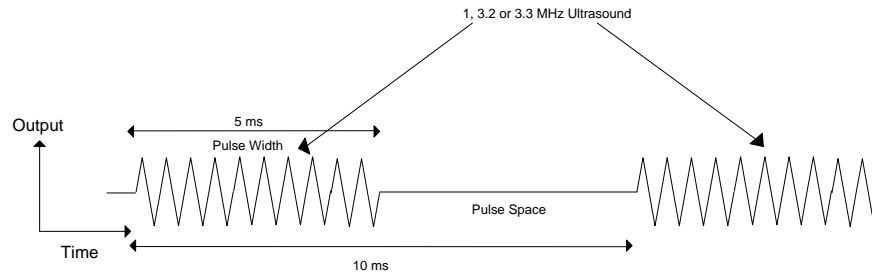
Treatment timer:	
Timer Accuracy:	± 0.5 minutes for times less than 5 minutes $\pm 10\%$ for times from 5 to 10 minutes ± 1.0 minute for times greater than 10 minutes $\pm 5\%$, <i>CE specification</i>
Maximum Treatment Time:	60 minutes—electrical stimulation 30 minutes—ultrasound or combination therapy
Treatment Timer:	Treatment time counts down to zero when a time is set, or up to 60 or 30 minutes when no time is set. The digital timer indicates time in minutes and seconds. The timer also indicates the remaining or elapsed treatment time during the “Hold” period.

Ultrasonic Generator Specifications:

Frequency:	1.0 MHz $\pm 5\%$ 3.2 MHz $\pm 5\%$ 3.3 MHz $\pm 5\%$
Modes:	Continuous Pulsed—20% duty cycle Pulsed—50% duty cycle
Modulation:	100%
Modulation Waveform:	Rectangular
Pulse Repetition Rate: <i>Modulation Frequency</i>	100 Hz $\pm 20\%$
Pulse Duration: <i>Modulation Period</i>	2 msec $\pm 20\%$, 20% duty cycle 5 msec $\pm 20\%$, 50% duty cycle
Temporal Peak/ average intensity ratio:	5:1 $\pm 20\%$, 20% duty cycle 2:1 $\pm 20\%$, 50% duty cycle
Maximum output power:	22 W with a 10 cm ² applicator, (ME 7310) 11 W with a 5 cm ² applicator, (ME 7513) 2.2 W with a 1 cm ² applicator (ME 7331)
Maximum intensity:	2.2 W/cm ² with all applicators
Indication accuracy:	$\pm 20\%$ (for any level above 10% of maximum)
Output description:	The output waveform is continuous or pulsed as programmed by the membrane panel control. In the pulse mode the 1, 3.2 or 3.3 MHz square wave pulses are modulated. The power level is adjusted by varying the pulse amplitude. The pulse waveforms are shown below:

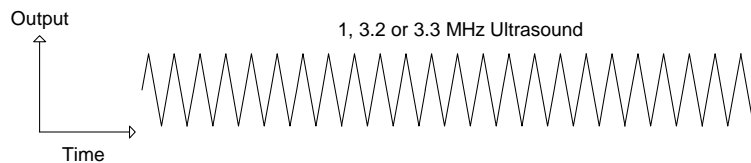


Pulse Waveform—20% Duty Cycle



Pulse Waveform—50% Duty Cycle

In the continuous mode, the power is on at least 95% of the time the timer is running. The continuous mode waveform is shown below:



Continuous Waveform

Ultrasonic Applicator Specifications:

Piezoelectric discs:

The output transducer utilizes a barium titanate disc with a specially coated face.

Individual Applicator Specifications:

Applicator Part Number	Frequency	Effective Radiating Area
ME 7310	1 MHz $\pm 5\%$	10 cm ² $\pm 10\%$
ME 7331	3.3 MHz $\pm 5\%$	1 cm ² $\pm 10\%$
ME 7513	1 or 3.2 MHz $\pm 5\%$	5 cm ² $\pm 10\%$

Maximum Beam

6:1

Non-Uniformity Ratio:

Maximum Effective
Intensity Ratio:

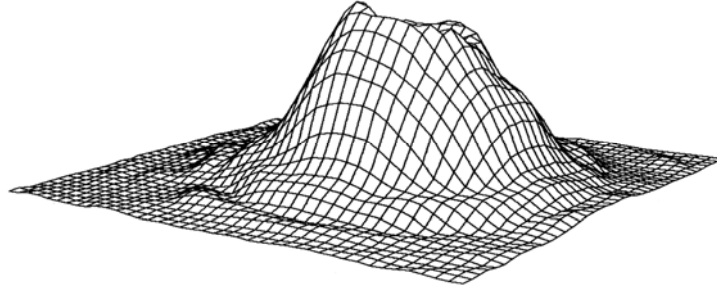
2:1

Spatial Pattern:

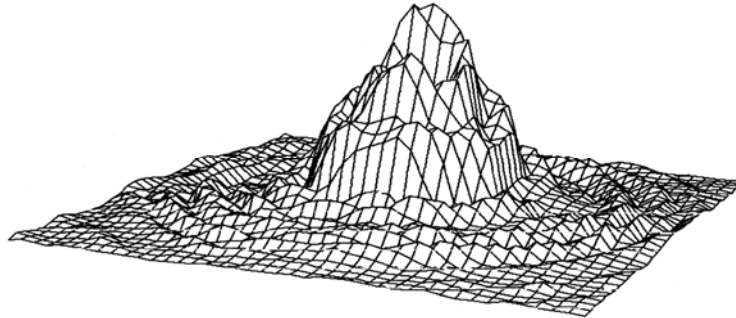
The applicator produces a collimated (cylindrical) beam with an area of 1, 5 or 10 cm², measured 5 mm from the ceramic disc surface when the radiation is emitted into the equivalent of an infinite medium of distilled water at 30° C.

The beam of the applicator is circular in all planes parallel to

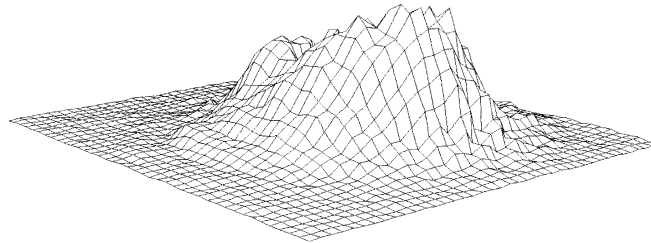
the applicator face. A few inches from the face, it is a single smooth bell-shaped curve. Nearer the face the pattern varies more due to phase cancellations. Sample curves measured in the far field from the surface are shown in the figures below.



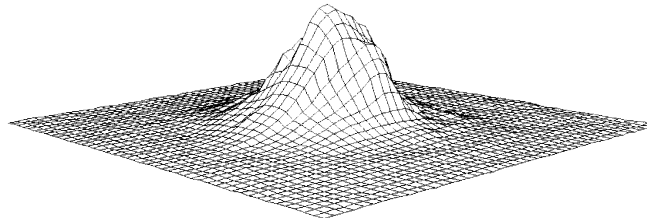
10 cm² Applicator (1 MHz), ME 7310,—Three Dimensional Beam Pattern



5 cm² Applicator (1 MHz), ME 7513—Three Dimensional Beam Pattern

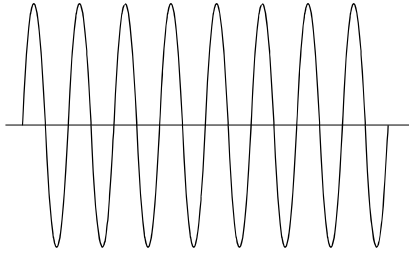


5 cm² Applicator (3.2 MHz), ME 7513—Three Dimensional Beam Pattern



1 cm² Applicator (3.3 MHz), ME 7331—Three Dimensional Beam Pattern

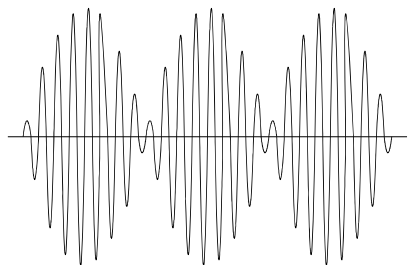
Waveform Specifications: Interferential Mode



Interferential Waveform

Waveform Type:	Sinewave
Polarity:	None
Volts:	0–65 volts RMS, 1 Kohm load
Current:	0–65 mA RMS, 1 Kohm load
Average current at maximum intensity and frequency:	65 mA RMS
Maximum current density under 2" diameter electrode.	3.2 mA/cm ²
Frequency:	Channel 1 = 4000 Hz Channel 2 = 4000 to 4250 Hz Hz variable frequency sine wave
Frequency Modulation:	1–15 Hz 80–150 Hz 1–150 Hz xx–xx Hz, <i>xx=any value from 1 to 250 Hz</i>
Phase Duration:	125 μs
Available Amplitude Modulation Options:	Vector rotation
Available Channels:	Channel pairs 1 & 2 or 3 & 4

Premodulated Mode



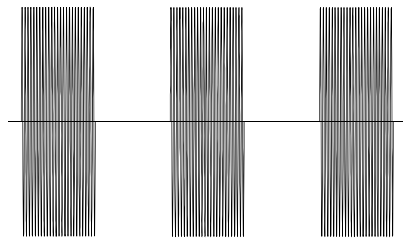
Premodulated Waveform

Waveform Type:	Amplitude modulated sine wave
Polarity:	None
Volts:	0–50 volts RMS, 1 Kohm load
Current:	0–50 mA RMS, 1 Kohm load
Average current at maximum intensity and frequency:	50 mA RMS
Maximum current density under 2" diameter electrode:	2.5 mA/cm ²
Frequency:	4,000 Hz
Frequency Modulation:	1–15 Hz 80–150 Hz 1–150 Hz xx–xx Hz, <i>xx=any value from 1 to 250 Hz</i>
Phase Duration:	125 μs internal sine wave

4–1,000 ms beat envelope

Available Amplitude Modulation Options:	Continuous Surge Reciprocation
Available Channels:	All

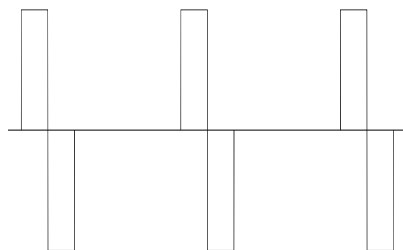
Medium Frequency Mode



Medium Frequency (*Russian*)
Waveform

Waveform Type:	Burst modulated sine wave
Polarity:	None
Volts:	0–50 volts RMS, 1 Kohm load
Current:	0–50 mA RMS, 1 Kohm load
Average current at maximum intensity and frequency:	50 mA RMS
Maximum current density under 2" diameter electrode.	2.5 mA/cm ²
Frequency:	2500 Hz, Burst at 10 ms on and 10 ms off
Frequency Modulation:	No
Phase Duration:	200 μs
Available Amplitude Modulation Options:	Continuous Surge Reciprocation
Available Channels:	All

Biphasic (*TNS*) Mode

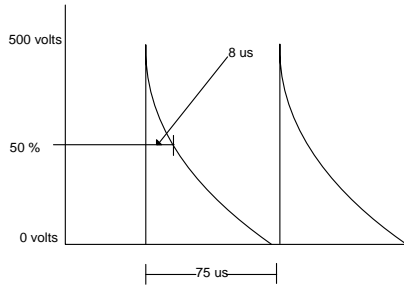


Biphasic (*TNS*) Waveform

Waveform Type:	Symmetrical biphasic square wave
Polarity:	None
Volts:	99 volts peak, 1 Kohm load
Current:	0–99 mA peak, 1 Kohm load
Average current at maximum intensity and frequency:	7.2 mA
Maximum current density under 2" diameter electrode.	0.36 mA/cm ²
Frequency:	1–120 Hz
Frequency Modulation:	No

Phase Duration:	50–300 μ s
Available Amplitude	
Modulation Options:	Continuous Surge Reciprocation
Available Channels:	All

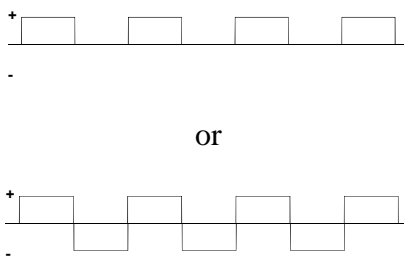
High Volt Mode



High Volt Waveform

Waveform Type:	Monophasic twin peak
Polarity:	Positive or negative
Volts:	500 volts peak, 1 Kohm load
Current:	0–500 mA peak, 1 Kohm load
Average current at maximum intensity and frequency:	1.2 mA at 120 pps with 1 Kohm load
Maximum current density under 2" diameter electrode.	0.06 mA/cm ²
Frequency:	1–120 Hz
Frequency Modulation:	No
Phase Duration:	8 μ s at 50% Vmax
Polarity:	Positive or negative
Available Amplitude	
Modulation Options:	Continuous Surge
Available Channels:	Channel One only

Microcurrent Mode



Microcurrent Waveform

Waveform Type:	Monophasic or biphasic square wave
Polarity:	Positive or negative or biphasic pulses
Volts:	1 Volt peak, 1 Kohm load
Current:	10-990 μ A peak, 1 Kohm load
Average current at maximum intensity and frequency:	990 μ A
Maximum current density under 2" diameter electrode.	24.4 μ A/cm ²
Frequency:	0.5-500 Hz
Duty Cycle:	50% zHz
Frequency Modulation:	No
Pulse Duration:	1-1000 ms
Available Amplitude	

Modulation Options:	Continuous
Available Channels:	Channel Two only

Amplitude Modulation Specifications:

Vector rotation: *Interferential Mode Only*

-50% amplitude modulation in anti phase with an eight second modulation period.

Surge Mode: *Premodulated, Medium Frequency and Biphasic (TNS) Pulsed Modes*

Up ramp:	3 seconds
Down ramp:	2 seconds
Preset on/off times:	10 seconds on, 10 seconds off 10 seconds on, 20 seconds off 10 seconds on, 30 seconds off 10 seconds on, 40 seconds off 10 seconds on, 50 seconds off 10 seconds on, 60 seconds off
Programmable On time:	1–240 seconds
Programmable Off time:	1–240 seconds

Reciprocation mode: *Premodulated, Medium Frequency and Biphasic (TNS) Pulsed Modes*

Up and down ramps:	1 second, <i>reciprocation only</i>
Reciprocation time:	2–240 seconds, (On time = off time)
Combine with Surge:	Use up and down ramps of surge program Use on/off times of surge program.
Two timer option:	No



Mettler Electronics Corp.